

Kaizen Event Planning and Facilitation

Our self-paced online Kaizen Events training program covers all of the topics our classroom version covers. The format includes audio-visual presentation, templates, case studies, and a final quiz. And, like our classroom version, students will have the ability to contact the instructor with questions, feedback on case exercises, and requests for feedback on ideas. The program is self-paced and up to 3 months are allotted to complete it; students will have access to the program for 1 year. Upon completion, students will receive an electronic certificate of completion.

The program covers the following subject matter:

- Lean Principles
- 7 Wastes
- Kaizen Events Overview
- Planning Kaizen Events
- Team Facilitation Techniques
- Brainstorming Techniques
- Facilitating Kaizen Events
- Case Example
- Kaizen Event Case Exercise

Features of the e-learning interface include audio-visual presentations, audio-visual case examples/acted out scenarios, glossary, practice and final quiz/test. These are pictured on the following pages.

[Course Syllabus](#)

[Course Slides and Notes](#)

Phase 1

[Lean Overview](#)

[The Seven Wastes](#)

[Value Stream Mapping Overview](#)

[Current State Mapping](#)

[Future State Mapping](#)

[Acme Widget VSM](#)

[Connecting Flow](#)

[Leveling Production](#)

[Lean Implementation Strategies](#)

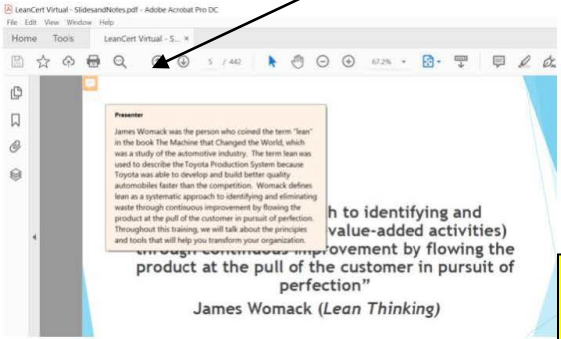
[Lean Implementation: Organization and Metrics](#)

[Lean Strategy Deployment](#)

Phase 2

[5S Overview](#)

A pdf file is available for download at the bottom of the screen (below the picture) which contains slides and presenter notes. This is meant to supplement the audio visual presentations as needed. A picture that shows where to read the presenter notes on the pdf; hover over the orange icon in the hand corner of the slide to make the notes appear.



[LeanProgramel... 11.83 MB](#)

[DOWNLOAD](#)

Course Slides / Notes

Downloadable Course Slides and Notes

Course Content

[Welcome](#)

[Course Syllabus](#)

[Course Slides and Notes](#)

Introduction to Lean and the 7 Wastes

[Lean Overview](#)

[The Seven Wastes](#)

[Respect for People / Eliminating the 8th Waste Series](#)

Value Stream Mapping


[Value Stream Mapping Overview](#)

[Current State Mapping](#)

[Future State Mapping](#)

[Connecting Flow](#)

[Leveling Production](#)



Quick Quiz

1. In order to connect processes using continuous flow, the processes should

☐ A. Have long changeover times

☐ B. Have high process reliability and changeover time less than takt time

☐ C. Have no more than 20% downtime

Audio-Visual Presentations with Examples

Course Content

Course Quiz

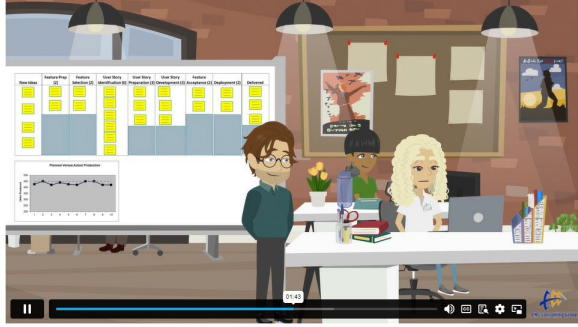
Discuss

Glossary

FAQ

Resources

Notes



PREVIOUS LESSON

Secure | https://courseportal.2leap.com/lessons/assigned_view?id=404189

NEXT LESSON

HOME

COURSES

TRAINING PATHS

MY ACTIVITY

Dolce, Darren

Home

Courses

Lean Training Free Trial

View Lesson

Final Test

COURSE CONTENT

QUIZ

MY STUFF

CONTENT

✓ Course Syllabus and Slides

Introduction to Lean and the 7 Wastes

✓ What is Continuous Improvement?

✓ Lean Overview

✓ The Seven Wastes

✓ Lean Healthcare: The Doctor's Office

✓ Lean Healthcare Overview

✓ Final Test

Final Test

You have come to the end of the audio-visual lessons. Please ensure that you have completed all other assignments (see syllabus). If you are ready at this point for the final test, please click "Quiz" on the left or top of the screen. This is intended to show you formatting for our quizzes. This trial program includes a simple 7 question quiz. If you are ready to register for one of our certification or other training programs at this point, please visit the online lean training page of our website: <http://www.emsstrategies.com/Lean-Training/lean-training-online.html> Courses include Lean Manufacturing Certification, Lean Six Sigma Black Belt, Lean Six Sigma Green Belt, Lean Six Sigma Yellow Belt, Lean Healthcare Certification, and many others.

Click here to start your quiz

back to Course

Top

Powered by

Copyright 2005 - 2017 Telanix, LLC. All rights reserved.

Control-SPC-Char...m...

Control-Overview....mp4

DOE-Fractional-F....mp4

Improve-Solution....mp4

Show all

Type here to search

10:09 PM 5/24/2017

Audio Visual
Case
Examples
Acted Out

Final Test

Course Content

Course Quiz

Discuss

Glossary

FAQ

Resources

Notes

Welcome

Course Syllabus

Course Slides and Notes

Introduction to Lean and the 7 Wastes

Lean Overview

The Seven Wastes

Respect for People / Eliminating the 8th Waste Series

Value Stream Mapping

Value Stream Mapping Overview

Current State Mapping

Future State Mapping

Connecting Flow

Leveling Production

Acme Widget VSM

Continuous Flow, Pull, and Leveling: 3 Part Series

Value Stream Mapping Case Assignment

UNCATEGORIZED

Created on 12/08/2023

Lean Leadership Certificate Program

Dolcemasclo, Darren

INSTRUCTOR

Duration

N/A

Description

The Lean Leadership Certificate Program is a self-paced course designed to teach the fundamentals of Lean Culture: Continuous Improvement, Respect for People. This course will teach you the fundamentals that every Lean Leader should know and practice. The format includes audio-visual presentations and a final quiz. In our standard courses, students will have the ability to contact the instructor with questions and requests for feedback on ideas and case exercises. The program is self-paced and up to 12 months are allotted to complete it; students will have access to the program for 1 year. Upon completion of the program (including a final test), students will receive an electronic certificate of completion.

Objectives

Upon completion of the program including the audio-visual presentation, readings, and test, students will have a working knowledge of the following subject matter:

Lean Principles

Deadline in

1 year

Session Time

00:06:34

Glossary

31 TERMS

X

ABCDEFGHIJKLMNOPQRSTUVWXYZ#

Search for a term

Q

Andon

A system of flashing lights used to indicate production status in one or more work centers/machines within a facility.

Autonomous Maintenance

A program in which equipment operators share responsibility with maintenance staff for the care of the equipment they use.